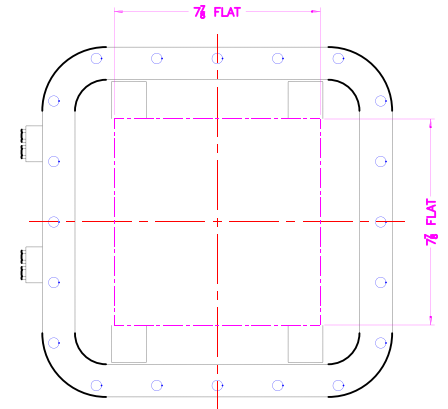
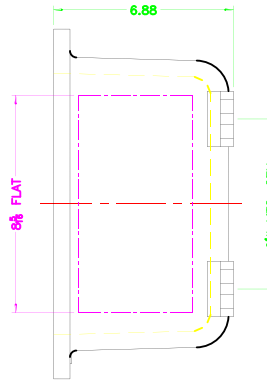
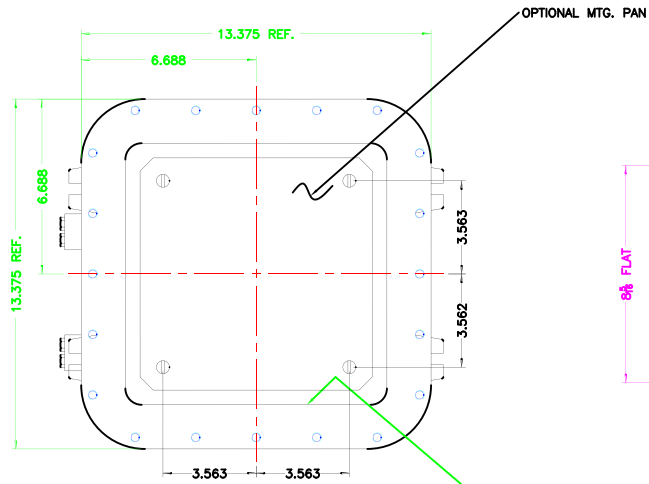


OPTIONAL XHB-2 HINGE

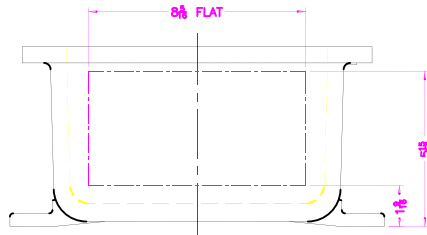


XCE 1010 COVER

NOTES:

COVER DRILLING ALLOWABLE IN XCE ONLY

1. MINIMUM SPACING FROM CENTER OF OPERATOR TO NEAREST FLAT IS $1\frac{1}{8}$.
2. MINIMUM SPACING BETWEEN 3-14 NPSM OPERATOR CENTERS IS $2\frac{1}{2}$ FOR THIS ENCLOSURE.
3. MAXIMUM NUMBER OF OPERATORS IS 9.
4. DIMENSION FROM CENTER LINES OF COVER FOR OPERATORS.
5. DIMENSION FROM CENTER LINE AND BACK OF MTG. LUG FOR CONDUIT.
6. FOR MTG. ENCLOSURE USE 3/8 BOLT.



DO NOT SCALE DIMENSIONS	ADALET A SCOTT FITZGER COMPANY Enclosure Systems Cable Accessories	TITLE	
UNLESS OTHERWISE SPECIFIED		MODIFIED XCE/XIF 101006 ENCLOSURE FOR	
ALL DIMENSIONS IN INCHES	DRAWN BY: DDH DATE: 6-13-01 CHECKED BY: [Blank] DATE: [Blank]	DESIGNED BY: [Blank] DATE: [Blank]	SCALE: 1=2.5 DATE: [Blank]
ALL DIMENSIONS UNLESS OTHERWISE SPECIFIED	MATERIAL: TUMBLAST FINISH: [Blank]	APPROVED BY: [Blank] DATE: [Blank]	SCALE: D DATE: [Blank]
ALL DIMENSIONS UNLESS OTHERWISE SPECIFIED	PART NO: XCE/XIF 101006	DRAW NO: [Blank]	REV: 10F1