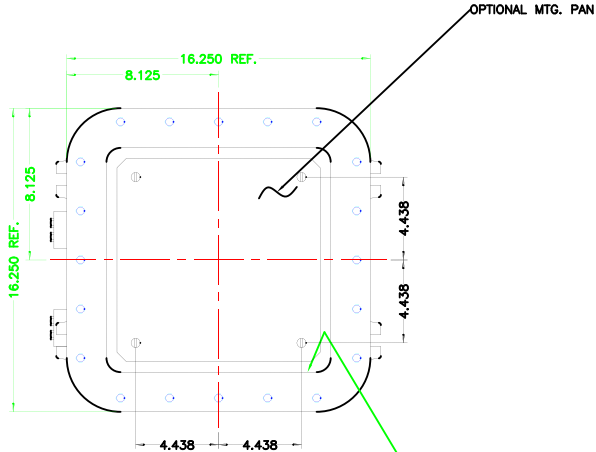
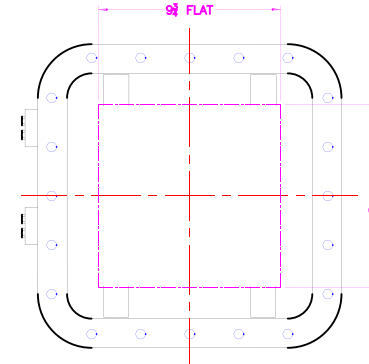
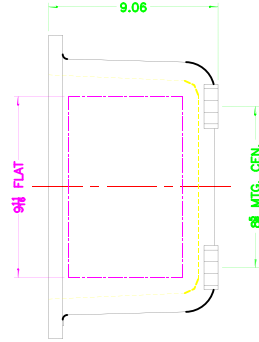


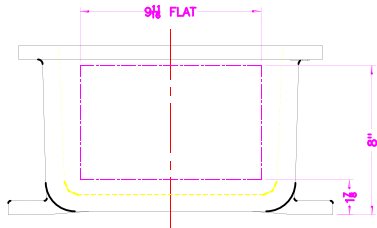
OPTIONAL XHC-2 HINGES



EXISTING GRD. SCREW



XCE 1212 COVER



NOTES:

- COVER DRILLING ALLOWABLE IN XCE ONLY**
- MINIMUM SPACING FROM CENTER OF OPERATOR TO NEAREST FLAT IS $1\frac{1}{8}$.
 - MINIMUM SPACING BETWEEN 3-14 NPSM OPERATOR CENTERS IS 3 FOR THIS ENCLOSURE.
 - MAXIMUM NUMBER OF OPERATORS IS 9.
 - DIMENSION FROM CENTER LINES OF COVER FOR OPERATORS.
 - DIMENSION FROM CENTER LINE AND BACK OF MTG. LUG FOR CONDUIT.
 - FOR MTG. ENCLOSURE USE $\frac{1}{2}$ BOLT.

DO NOT SCALE DRAWING	DATE OF REVISION	TITLE	REV	DATE
UNLESS SHOWN TO THE CONTRARY, DIMENSIONS ARE IN INCHES. FRACTIONS SHALL BE SHOWN IN 16ths OF AN INCH UNLESS OTHERWISE SPECIFIED. <td>11/12/01</td> <td>ADALET A SCOTT PETERSON COMPANY Enclosure Systems Cable Accessories</td> <td>1</td> <td>11-12-01</td>	11/12/01	ADALET A SCOTT PETERSON COMPANY Enclosure Systems Cable Accessories	1	11-12-01
DATE TO BE IN FORCE: 11/12/01		DESIGNED BY: DDH	DATE APPROVAL: DDH	DWG NO: 10F1
DATE TO BE IN FORCE: 11/12/01		APPROVED BY: TUMBLAST	DATE APPROVAL: TUMBLAST	REV: 1
DATE TO BE IN FORCE: 11/12/01		CHECKED BY: TUMBLAST	DATE APPROVAL: TUMBLAST	REV: 2
DATE TO BE IN FORCE: 11/12/01		DRAWN BY: DDH	DATE APPROVAL: DDH	REV: 3
DATE TO BE IN FORCE: 11/12/01		DATE: 11-12-01	SCALE: 1=3.5	REV: 4
DATE TO BE IN FORCE: 11/12/01		PROJECT: XCE/XIF 121208 ENCLOSURE FOR	DWG SIZE: D	REV: 5
DATE TO BE IN FORCE: 11/12/01		DWG NO: XCE/XIF 121208	REV: 10F1	REV: 6