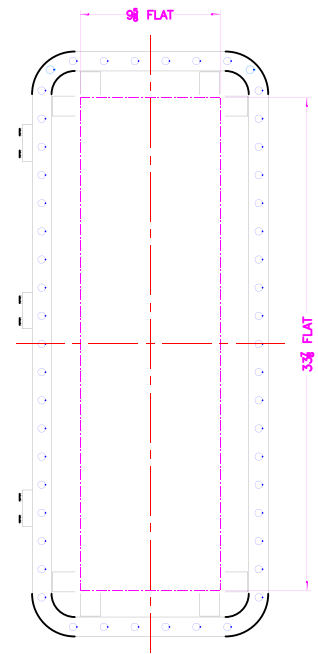
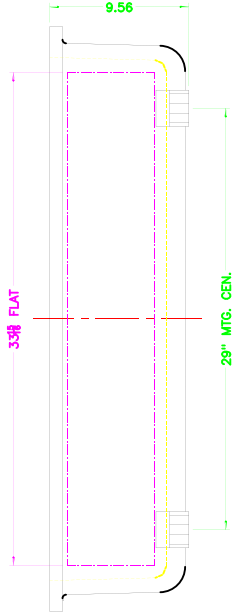


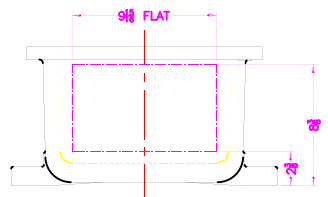
OPTIONAL MTG. PAN



**XCE 1236 COVER**

OPTIONAL XHD-3 HINGES

EXISTING GRD. SCREW



**NOTES:**

- COVER DRILLING ALLOWABLE IN XCE ONLY
1. MINIMUM SPACING FROM CENTER OF OPERATOR TO NEAREST FLAT IS 1 1/8".
  2. MINIMUM SPACING BETWEEN 1/2"-14 NPSM OPERATOR CENTERS IS 3 FOR THIS ENCLOSURE.
  3. MAXIMUM NUMBER OF OPERATORS IS 33.
  4. DIMENSION FROM CENTER LINES OF COVER FOR OPERATORS.
  5. DIMENSION FROM CENTER LINE AND BACK OF MTG. LUG FOR CONDUIT.
  6. FOR MTG. ENCLOSURE USE 3/8" BOLT.

DO NOT SCALE DIMENSIONS UNLESS OTHERWISE SPECIFIED DIMENSIONS ARE IN INCHES DIMENSIONS IN PARENTHESES ARE IN MILLIMETERS DIMENSIONS IN BRACKETS ARE TYPICAL DIMENSIONS IN SQUARE BRACKETS ARE MINIMUM DIMENSIONS IN TRIANGLE BRACKETS ARE MAXIMUM DIMENSIONS IN CIRCLE BRACKETS ARE NOMINAL DIMENSIONS IN DIAMETER BRACKETS ARE NOMINAL DIMENSIONS IN SQUARE BRACKETS ARE NOMINAL DIMENSIONS IN TRIANGLE BRACKETS ARE NOMINAL DIMENSIONS IN CIRCLE BRACKETS ARE NOMINAL	<p><b>ADALET</b> A SCOTT PETERSON COMPANY Electrical Equipment</p> <p>DATE OF DESIGN: 11/13/01 DATE OF REVISION: 11/13/01 DATE OF APPROVAL: 11/13/01 DATE OF ISSUE: 11/13/01 DATE OF REVISION: 11/13/01 DATE OF APPROVAL: 11/13/01 DATE OF ISSUE: 11/13/01</p> <p>TUMBLAST XCE/XIF 123608</p>	<p>FILE: MODIFIED XCE/XIF 123608 ENCLOSURE FOR</p> <p>DRAWN BY: DDH DATE: 11-13-01</p> <p>ENG APPROVAL: [Signature] DATE: 11-13-01</p> <p>MFG APPROVAL: [Signature] DATE: 11-13-01</p> <p>DATE: 11-13-01</p> <p>DATE: 11-13-01</p> <p>DATE: 11-13-01</p>
--	---	--