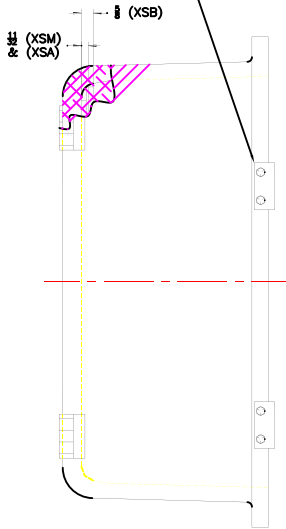
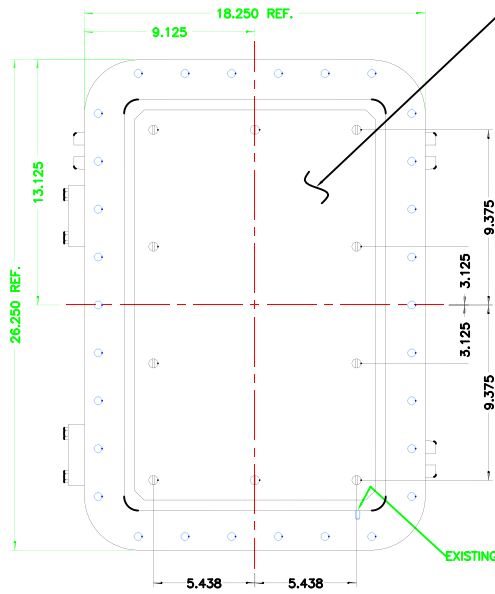


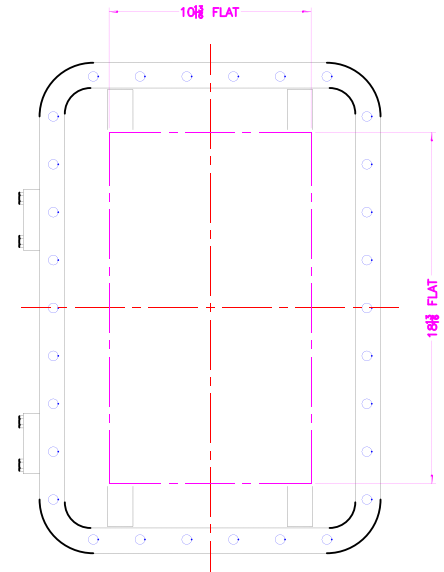
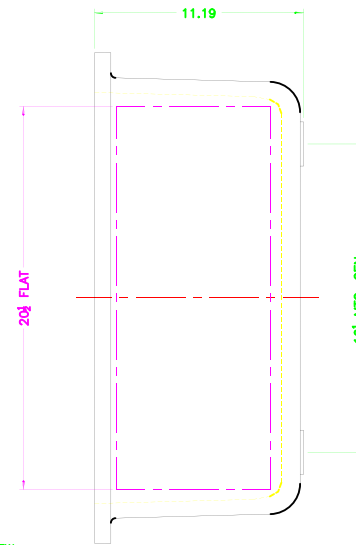
OPTIONAL XHD-2 HINGES



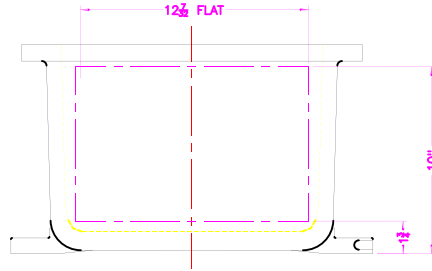
OPTIONAL MTG. PAN



EXISTING GRD. SCREW



XCE 1422 N4 COVER



- COVER DRILLING ALLOWABLE IN XCE ONLY
- NOTES:
1. MINIMUM SPACING FROM CENTER OF OPERATOR TO NEAREST FLAT IS 1 1/2.
 2. MINIMUM SPACING BETWEEN 3-14 NPSM OPERATOR CENTERS IS 3 FOR THIS ENCLOSURE.
 3. MAXIMUM NUMBER OF OPERATORS IS 24.
 4. DIMENSION FROM CENTER LINES OF COVER FOR OPERATORS.
 5. DIMENSION FROM CENTER LINE AND BACK OF MTG. LUG FOR CONDUIT.
 6. FOR MTG. ENCLOSURE USE 1/2 BOLT.

| | | |
|--|---|--|
| <small>DO NOT SCALE DIMENSIONS UNLESS OTHERWISE NOTED. DIMENSIONS TO BE SHOWN ON DRAWINGS ARE TO BE TAKEN FROM DIMENSIONS UNLESS OTHERWISE NOTED. ALL DIMENSIONS UNLESS OTHERWISE NOTED TO BE IN INCHES. UNLESS OTHERWISE NOTED TO BE IN FEET AND INCHES. UNLESS OTHERWISE NOTED TO BE IN MILLIMETERS. UNLESS OTHERWISE NOTED TO BE IN METERS.</small> | ADALET <small>A SCOTT PETERSON COMPANY</small> <small>Business Systems Cable Accessories</small> | <small>TITLE</small> MODIFIED XCE 142210 N4 ENCLOSURE FOR |
| | | <small>DATE OF REVISION</small> 11/12/02 |
| <small>DRIVER BY</small> AAM | <small>DATE</small> 11/12/02 | <small>SCALE</small> 1=3.5 |
| <small>DESIGN APPROVAL</small> | <small>DATE</small> | <small>SCALE</small> D |
| <small>SEE NOTES</small> | <small>DATE</small> | <small>SCALE</small> 10F1 |
| <small>FINISH</small> TUMBLAST | <small>DATE</small> | |
| <small>DATE</small> XCE 142210 N4 | | |