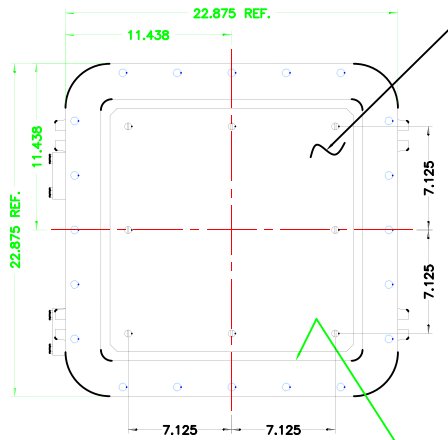
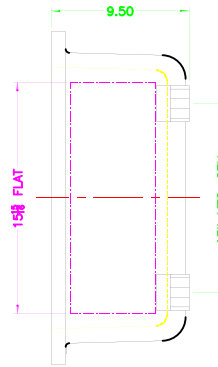


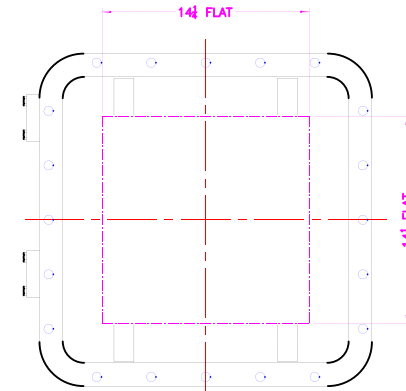
OPTIONAL XHF-2 HINGES



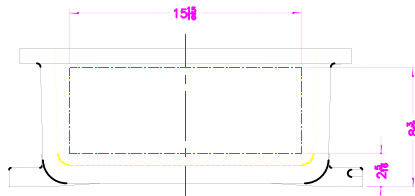
OPTIONAL MTG. PAN



EXISTING GRD. SCREW



XCE 1818 COVER



NOTES:

COVER DRILLING ALLOWABLE IN XCE ONLY

1. MINIMUM SPACING FROM CENTER OF OPERATOR TO NEAREST FLAT IS 1 1/2.
2. MINIMUM SPACING BETWEEN 3-14 NPSM OPERATOR CENTERS IS 3 1/2 FOR THIS ENCLOSURE.
3. MAXIMUM NUMBER OF OPERATORS IS 16.
4. DIMENSION FROM CENTER LINES OF COVER FOR OPERATORS.
5. DIMENSION FROM CENTER LINE AND BACK OF MTG. LUG FOR CONDUIT.
6. FOR MTG. ENCLOSURE USE 3/8 BOLT.

DO NOT SCALE DIMENSIONS UNLESS OTHERWISE SPECIFIED DIMENSIONS ARE IN INCHES UNLESS OTHERWISE SPECIFIED TOLERANCES UNLESS OTHERWISE SPECIFIED: FRACTIONS: ±.005 DECIMALS: ±.010 DIMENSIONS IN PARENTHESIS ARE FOR INFORMATION ONLY AND ARE NOT TO BE USED FOR FABRICATION UNLESS OTHERWISE SPECIFIED DATE: 11-16-01 DRAWN BY: DDH CHECKED BY: DDH DATE: 11-16-01 DESIGNED BY: DDH DATE: 11-16-01 APPROVED BY: DDH DATE: 11-16-01 SCALE: 1=4.5 SHEET NO: D REV: 10F1	<p><b>ADALET</b> A SCOTT FITZGER COMPANY Enclosure Systems Cable Accessories</p> <p>DATE: 11-16-01 DRAWN BY: DDH CHECKED BY: DDH DATE: 11-16-01 DESIGNED BY: DDH DATE: 11-16-01 APPROVED BY: DDH DATE: 11-16-01 SCALE: 1=4.5 SHEET NO: D REV: 10F1</p>	<p>TITLE: MODIFIED XCE/XIF 181808 ENCLOSURE FOR</p> <p>DWG NO: XCE/XIF 181808</p>
--	--	---