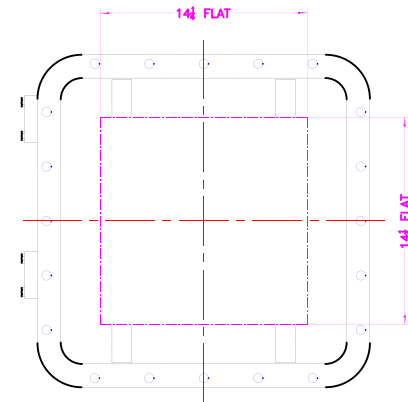
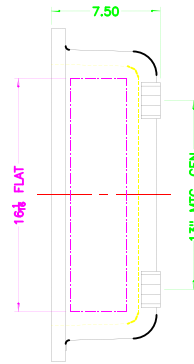
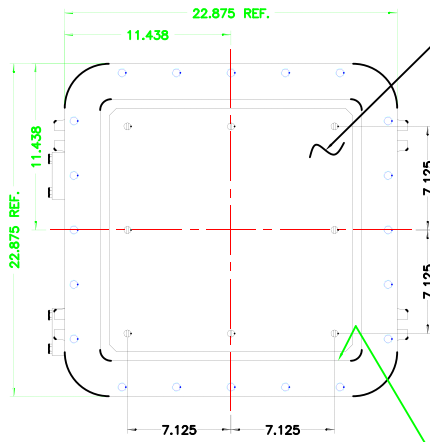


OPTIONAL XHF-2 HINGES

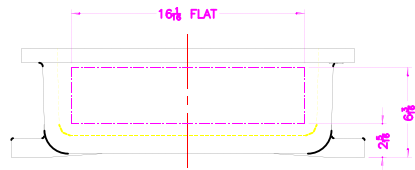


XCE 1818 COVER

NOTES:

COVER DRILLING ALLOWABLE IN XCE ONLY

- 1. MINIMUM SPACING FROM CENTER OF OPERATOR TO NEAREST FLAT IS 1 1/8.
- 2. MINIMUM SPACING BETWEEN 3/8-14 NPSM OPERATOR CENTERS IS 3/2 FOR THIS ENCLOSURE.
- 3. MAXIMUM NUMBER OF OPERATORS IS 16.
- 4. DIMENSION FROM CENTER LINES OF COVER FOR OPERATORS.
- 5. DIMENSION FROM CENTER LINE AND BACK OF MTG. LUG FOR CONDUIT.
- 6. FOR MTG. ENCLOSURE USE 3/8 BOLT.



DO NOT SCALE DRAWING	UNLESS OTHERWISE SPECIFIED	DRAWN BY	DDH	DATE	11-15-01
PLEASE REFER TO DRAWING FOR DIMENSIONS	NOT TO DIMENSIONS UNLESS OTHERWISE SPECIFIED	ENC. APPROVAL		PLAT SCALE	1=4.5
ALL DIMENSIONS IN INCHES UNLESS OTHERWISE SPECIFIED	ALL DIMENSIONS IN MILLIMETERS UNLESS OTHERWISE SPECIFIED	DATE		DWG NO.	D
CONTOUR DIMENSIONS UNLESS OTHERWISE SPECIFIED	CONTOUR DIMENSIONS UNLESS OTHERWISE SPECIFIED	DWG NO.		REV	
ASSEMBLY DIMENSIONS UNLESS OTHERWISE SPECIFIED	ASSEMBLY DIMENSIONS UNLESS OTHERWISE SPECIFIED	DWG NO.		REV	
OPERATING DIMENSIONS UNLESS OTHERWISE SPECIFIED	OPERATING DIMENSIONS UNLESS OTHERWISE SPECIFIED	DWG NO.		REV	
FINISH	TUMBLAST	DWG NO.		REV	
CITY NO.	XCE/XJF 181806	DWG NO.		REV	
		DWG NO.		REV	

FILE: MODIFIED XCE/XJF 181806 ENCLOSURE FOR